

# Granahan Future Pathways UCITS


30 April 2024

## Investment Summary

Granahan's Future Pathways Fund invests in 40-50 equities of small and mid cap ("SMID Cap") companies, focusing on traditional fundamentals while also uncovering the intrinsic value of societal impact. The goal of the strategy is intended to be flexible and adaptable to environmental and social issues as they arise, and able to rotate where the best opportunities exist for stock appreciation in this universe. The fund looks beyond ESG ratings data, instead focusing on the external benefit of the products and services provided by the holdings. Our most recent Annual Report for Future Pathways can be found [here](#).

## Fund Highlights

- As a firm focused on small- and midcap companies, we believe that smaller companies — through their products and services — have an advantage in helping larger businesses meet their sustainability objectives.
- Future Pathways'** diversified portfolio is mapped to the UN SDG's and six specific objectives: Clean Energy, Energy Efficiency, Health Care Outcome & Cost, Pollution Reduction, Social Justice & Opportunity and Water & Food.
- Future Pathways** is a collection of smaller companies helping larger institutions meet their tech, environmental, medical, and societal needs in a direct and impactful manner.



### Portfolio Manager David Rose, CFA

**26 Yrs. Experience** David Rose is Chief Investment Officer, Senior Vice President and a Managing Director of the firm. Mr. Rose is the portfolio manager for GIM's Future Pathways, Small Cap Select, SMID-Select and MidCap Select strategies, as well as overseeing a portion of the multi-managed Small Cap and SMID-Cap portfolios. Mr. Rose joined GIM in 2015 and has over 20 years industry experience, including as a portfolio manager for several highly ranked equity funds. Prior to joining GIM, Mr. Rose was a partner with Furey Research Partners in Boston, where he conducted small cap equity research for use by the firm's

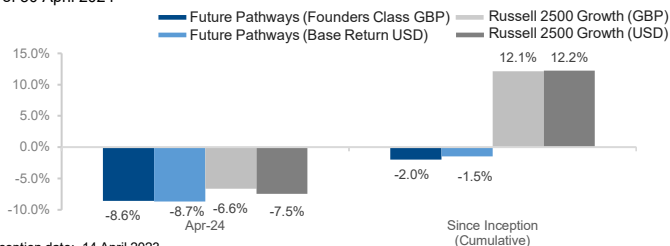
investment manager clients. Prior to his work at Furey Research, Mr. Rose spent much of his career as a portfolio manager with American Century Investments in Kansas City, MO, before moving to Pyramid Global Advisors in Smithfield, RI to manage a new mid-cap fund. David received his MS in Finance from the University of Wisconsin at Madison, and his BS in Business Administration from Washington University in St. Louis, MO.

## About Granahan Investment Management

Founded in 1985, Granahan Investment Management, LLC is an employee-owned investment boutique specializing in smaller cap equity investments for large institutions and wealthy individuals. The firm utilizes fundamental, bottom-up research to uncover and invest in fast growing companies.

## Future Pathways UCITS Fund Performance - Net of Fees\*

As of 30 April 2024



## Future Pathways Strategy (Non-UCITS) Performance (USD) Net of Fees\*

	1 Year	3 Years Annualized	Since Inception Annualized
Future Pathways Composite-Net	2.6%	-2.2%	9.2%
Russell 2500 Growth	13.5%	-4.4%	4.0%

Inception Date: 31 August 2020

Past performance is no guarantee of future results; \*Please reference fully compliant GIPS Presentation on page 3.

## Fund Facts

Fund Assets: \$12 Mil (Strategy Assets: \$15 Mil)  
 Fund Launch Date: 14 April 2023  
 Asset Class: US Equities  
 Market Cap: Typically, \$500 Mil - \$20 Bil at purchase  
 Benchmark: Russell 2500 Growth  
 Structure: UCITS  
 Classification: Article 8  
 Domicile: Ireland  
 UK Reporting Status: Yes  
 Pricing: Daily  
 Deal Cut Off: 1700 Dublin Time T-1  
 Year End: 31 December  
 Custodian & Admin: Caceis Investor Services Ireland Ltd.  
 Website: [www.granahanfunds.com](http://www.granahanfunds.com)

## Share Class Information

Founders Class (GBP) Future Pathways Fund  
IE000LZFKM59

**Granahan Investment Management**  
 404 Wyman Street, Suite 460  
 Waltham, MA 02451  
 Phone: 781-890-4412

**Steve Sexeny**  
 Senior Vice President  
 Business Development  
[ssexeny@granahan.com](mailto:ssexeny@granahan.com)

**Lori Azar**  
 Assistant Vice President  
 Marketing Associate  
[lazar@granahan.com](mailto:lazar@granahan.com)

Before acting on any information in this material, prospective investors should inform themselves of and observe all applicable laws and regulations of any relevant jurisdictions and inform themselves as to the legal requirements and tax consequences within the countries of their citizenship, residence, domicile and place of business with respect to the acquisition, holding or disposal of any fund product or the ongoing provision of services, and any foreign exchange restrictions that may be relevant thereto. Granahan Investment Management does not accept any responsibility and cannot be held liable for any person's use of or reliance on this material. GIM is an investment adviser registered with the U.S. Securities and Exchange Commission. Registration does not imply a certain level of skill or training. More information about GIM's investment advisory services can be found in its Form ADV Part 2, which is available upon request.

### GICS Sector Diversification

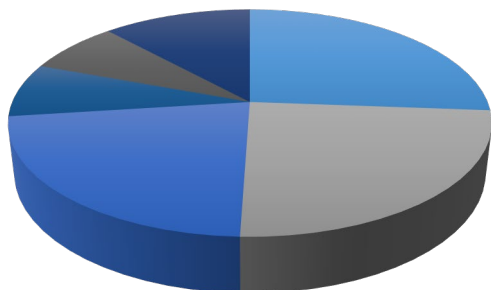
Sector	Portfolio	Russell 2500 Growth
Communication Services	0.0%	2.0%
Consumer Discretionary	6.7%	13.3%
Consumer Staples	9.2%	3.7%
Energy	0.0%	4.5%
Financials	0.0%	7.6%
Health Care	21.4%	19.8%
Industrials	32.4%	19.7%
Information Technology	28.5%	22.2%
Materials	0.0%	3.7%
Real Estate	0.0%	1.5%
Utilities	0.0%	0.8%
[Cash]	1.9%	0.0%

### Top 10 Positions

Security	Objective	Percent of Portfolio
Array Technologies Inc	Clean Energy	8.1%
Chart Industries Inc	Clean Energy	6.9%
First Solar Inc	Clean Energy	6.1%
Gentherm Inc	Energy Efficiency	5.2%
Tetra Tech Inc	Water & Food	4.7%
Evolent Health, Inc.	Healthcare Outcomes & Cost	4.5%
Viking Therapeutics Inc	Healthcare Outcomes & Cost	4.2%
SunOpta Inc	Water & Food	4.0%
Pure Storage Inc	Energy Efficiency	3.9%
Castle Biosciences Inc	Healthcare Outcomes & Cost	3.7%
<b>TOTAL</b>		<b>51.3%</b>

The securities identified and described do not represent all of the securities purchased, sold or recommended for client accounts. The reader should not assume that an investment in the securities identified was or will be profitable. A complete list of holdings is available upon request.

### Objective Exposure



- Clean Energy (25.5%)
- Healthcare Outcomes & Cost (21.8%)
- Social Justice & Opportunity (7.3%)
- Energy Efficiency (23.7%)
- Pollution Reduction (7.5%)
- Water & Food (11.5%)

### Characteristics

Characteristic	Portfolio	Russell 2500 Growth
Median Market Cap	\$5,253.0 mil	\$1,525.2 mil
Weighted Avg. Market Cap	\$8,552.6 mil	\$7,974.6 mil
Active Share	94.5%	-
Est 3-5 Yr EPS Growth	15.3%	11.8%
Forward P/E Ratio	21.0x	20.3x
LT Debt/Capital	36.3%	39.9%
Dividend Yield	0.1%	0.6%
Price to Book	3.1x	4.6x

Source: FactSet

### Monthly Commentary

We entered the month of April with the Federal Reserve wary of the elevated inflation numbers. This created concern that possibly there will be no cuts in interest rates in 2024, putting a damper on stocks. The Granahan Future Pathways UCITS Fund was down -8.7% (USD) versus the Russell 2500 Index down -7.5% (USD). Equally weighted HealthCare was the largest penalty to performance this month. Overweight Industrials and underweight Energy and Consumer Discretionary also suffered from poor stock selection. We are overweight Information Technology and Consumer Staples where our stock selection helped performance. Pioneers were the strength this month with Special Situations and Core Growth lagging. At month end, it was reported that the US added fewer jobs than expected in April but enough to indicate a still growing economy. For now, that could help keep a lid on inflation, prevent the Federal Reserve from needing to raise interest rates again and maybe even give them a reason to cut them later in the year.

The Russell 2500™ Growth Index measures the performance of the small to mid-cap growth segment of the US equity universe. It includes those Russell 2500 companies with relatively higher price-to-book ratios, higher I/B/E/S forecast medium term (2 year) growth and higher sales per share historical growth (5 years). The Russell 2500 Growth Index is constructed to provide a comprehensive and unbiased barometer of the small to midcap growth market. The index is completely reconstituted annually to ensure larger stocks do not distort the performance and characteristics of the true small to mid-cap opportunity set and that the represented companies continue to reflect growth characteristics.

### Important Information for Investors

This material is directed at professional/sophisticated investors for their informational purposes only. It is not intended to be investment advice and does not constitute an offer to sell or solicitation to invest. Opinions contained herein reflect the judgment of GIM and are subject to change at any time. The Granahan US Focused Growth Fund, the Granahan US Small Cap Discoveries Fund, Granahan US SMID Select Fund, and Granahan Future Pathways Fund are sub-funds of the Granahan Funds plc (the "Company"), a public limited company (registered number 533587) authorized and regulated by the Central Bank of Ireland as an Undertaking for Collective Investment in Transferable Securities ("UCITS"). Authorization of the Company by the Central Bank of Ireland is not an endorsement or guarantee, nor is the Central Bank of Ireland responsible for the contents of any marketing material or the Company's offering documents. Shares of the Funds are only available for certain non-U.S. persons outside the United States and are restricted in certain jurisdictions. Any entity forwarding this material to other parties takes full responsibility for ensuring compliance with applicable securities laws in connection with its distribution.

# Future Pathways

Future Pathways									
Date									
As of 12/31/23	Composite Gross Return	Composite Net Return	Russell 2500 Growth Return	Composite Assets \$ Mil	Composite # Accts	Composite 3-Yr. Std. Dev.	Russell 2500 Growth 3-Yr. Std. Dev.	Composite Dispersion	Firm Assets \$ Mil
2023	7.13%	6.07%	18.93%	\$17.9	6	30.55	20.95	NA	\$3,098.9
2022	-14.34%	-15.21%	-26.21%	\$2.1	5 or fewer	NA	NA	NA	\$3,326.8
2021	11.06%	11.95%	5.04%	\$2.4	5 or fewer	NA	NA	NA	\$4,964.2
2020*	43.97%	43.60%	24.92%	\$0.8	5 or fewer	NA	NA	NA	\$4,573.1
NA – Dispersion information is not statistically meaningful due to an insufficient number of portfolios in the composite for the entire year; Standard deviation information has fewer than three years' data. *Partial year performance: August 31, 2020 through December 31, 2020.									

## Composite Footnotes

Granahan Investment Management claims compliance with the Global Investment Performance Standards (GIPS®) and has prepared and presented this report in compliance with the GIPS standards. Granahan Investment Management has been independently verified for the periods January 1, 1993 through December 31, 2021. A firm that claims compliance with the GIPS standards must establish policies and procedures for complying with all the applicable requirements of the GIPS standards. Verification provides assurance on whether the firm's policies and procedures related to composite maintenance, as well as the calculation, presentation, and distribution of performance, have been designed in compliance with the GIPS standards and have been implemented on a firm-wide basis. Verification does not provide assurance on the accuracy of any specific performance report. The verification report(s) is/are available upon request. GIM is an independent, SEC-registered investment firm that oversees small and mid-cap equity portfolios for large institutions and wealthy individuals. The Future Pathways product utilizes fundamental, bottom-up research and analysis to invest in the stocks of companies in the small/SMID cap sector of the market that offer products or services that promote or enable sustainability in other enterprises; many are market disruptors. Future Pathways is a high conviction portfolio typically containing 40-50 holdings. The benchmark for Future Pathways strategy is the Russell 2500 Growth Index. The composite, created in September 2020, is calculated by asset-weighting the performance of each account on a monthly basis. Accounts are included beginning with the first full month under management and terminated accounts are included in the composite. Performance calculations, expressed in U.S. dollars, produce a total return including cash and the reinvestment of dividends and interest. The dispersion is a standard deviation using equal-weighted total returns for accounts in the composite the entire year. The three-year annualized standard deviation measures the variability of the composite and the benchmark returns over the preceding 36-month period. Leverage is not utilized. Policies for valuing portfolios, calculating performance, and preparing compliant presentations are available upon request. Returns are gross of investment management fees, which when included, reduce investment returns. The standard management fee applicable is applied to calculate the net return. The standard fee for accounts managed in the Future Pathways style is payable quarterly in arrears and is calculated by applying the ANNUAL rate of 1.00% times the average value of the assets in the account on the last day of each month in the quarter. Fees are collected quarterly, which produces a compounding effect on the total rate of return net of management fees. Market value is based on trade date and security pricing is supplied by Telemet. A complete list and description of all of the firm's composites and broad distribution pooled funds is available upon request. Past performance is no guarantee of future results. GIPS® is a registered trademark of CFA Institute. CFA Institute does not endorse or promote this organization, nor does it warrant the accuracy or quality of the content contained herein.

Granahan Investment Management LLC ("GIM") is an independent SEC registered investment advisor. Registration does not imply a certain level of skill or training. More information about GIM's investment advisory services can be found in its Form ADV Part 2, which is available upon request. This material is provided for informational and educational purposes only.



**Granahan Investment Management, LLC**  
Small Cap Equity Specialist Since 1985

404 Wyman St., Suite 460, Waltham MA 02451 781-890-4412 [www.granahan.com](http://www.granahan.com) [info@granahan.com](mailto:info@granahan.com)